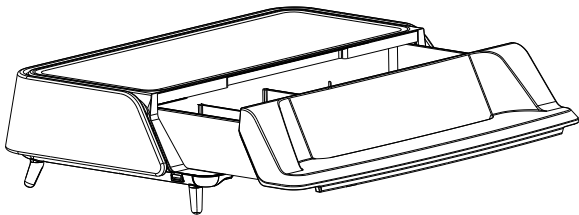


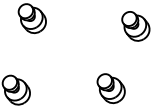


Model: SPP-UV

Desktop Workstation



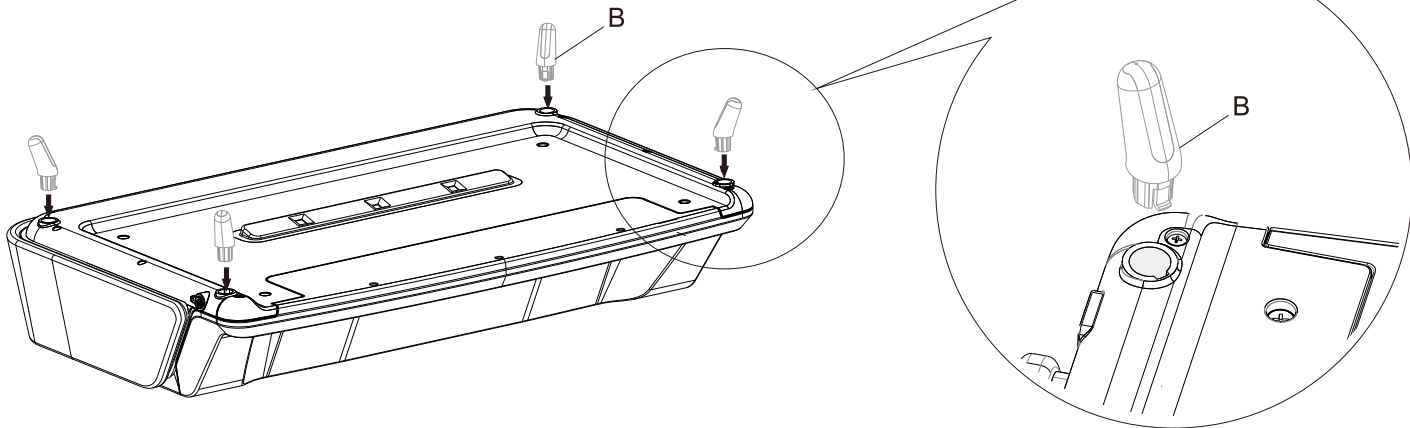
No.	Workstation	No.	Feet
A	 x1	B	 x4
No.	Magnet Pins		
C	 x4		

TOOLS



STEP 2

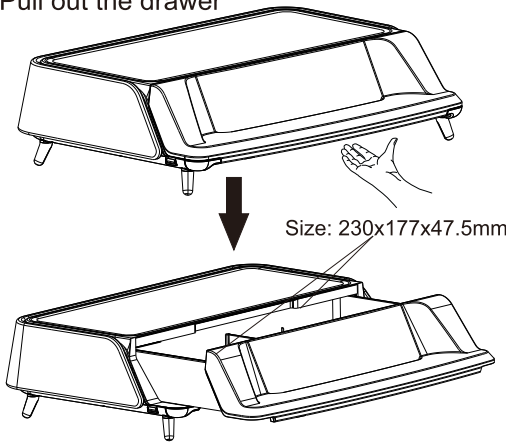
Mounting feet



STEP 3

Adjust the position of the partition

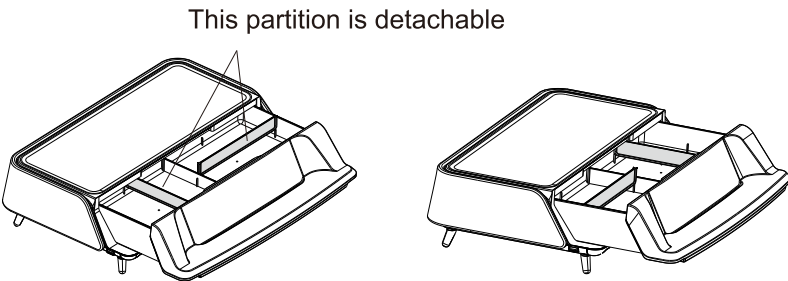
Pull out the drawer



The partition can be installed in two ways, depending on your preference. Can be freely adjusted how it is installed.

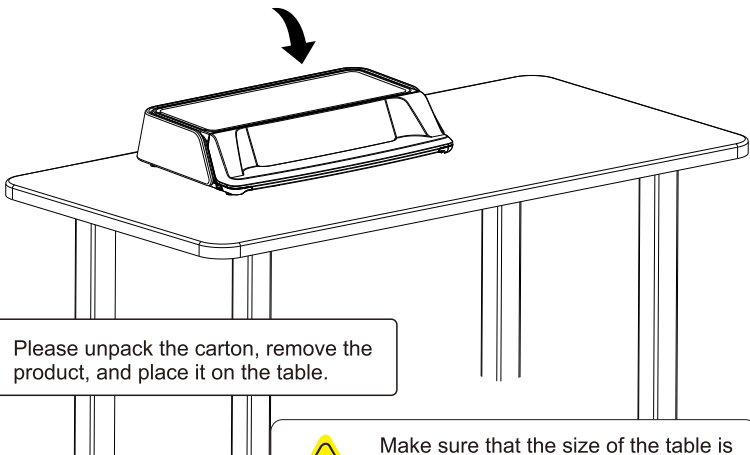
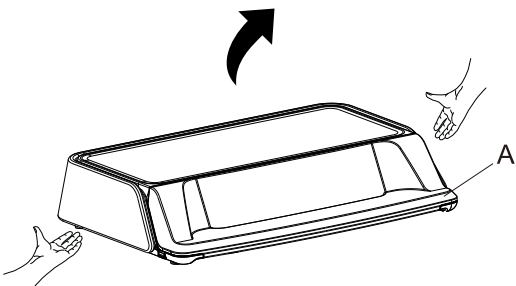
Partition installation method 1 (pre-installed)

Partition installation method 2




STEP 1

Notice! Raise the part with panel while moving workstation.

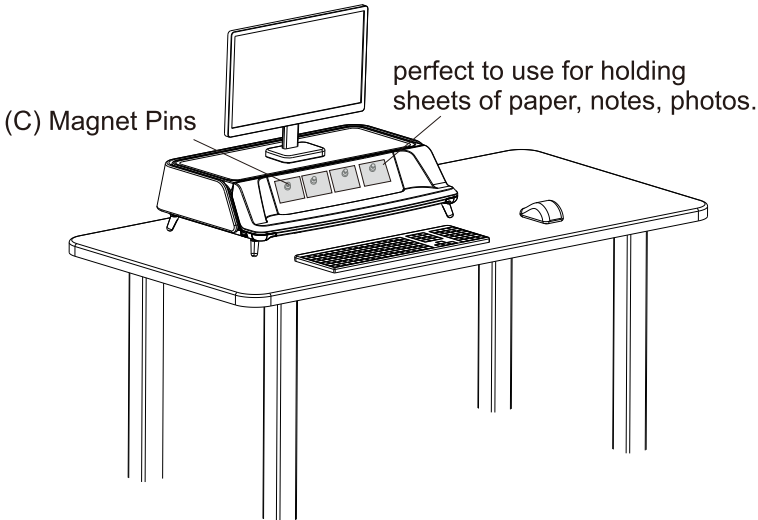


Make sure that the size of the table is in accordance with the placement requirements to avoid property damage and/or personal injury.

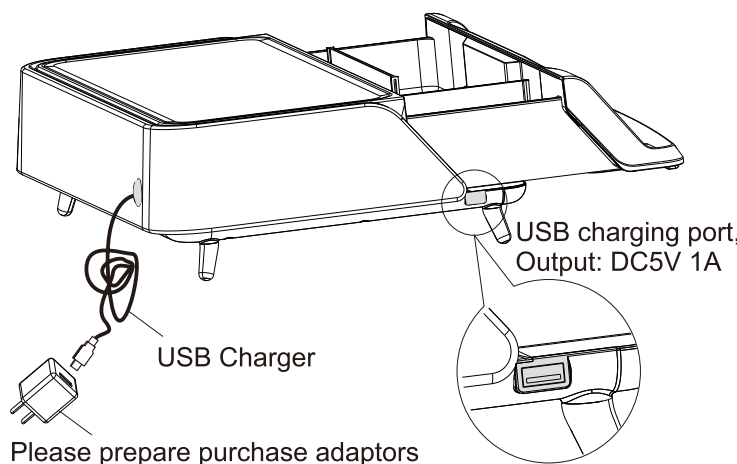
Put the monitor on the workstation



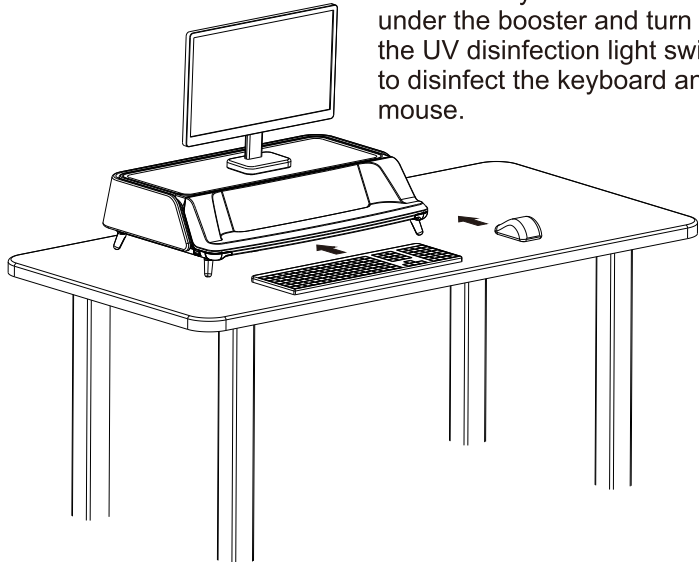
Installat the magnet pins



Function Description



Please prepare purchase adaptors by yourself that meet the following requirement.
Output: DC5V 2A



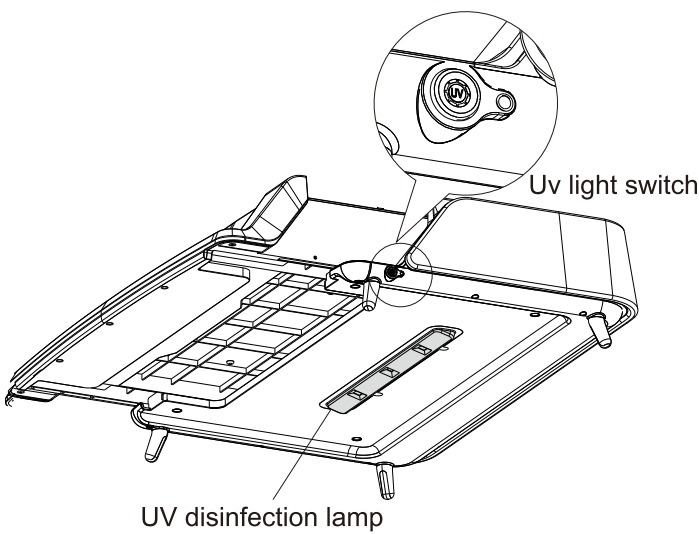
Push the keyboard and mouse under the booster and turn on the UV disinfection light switch to disinfect the keyboard and mouse.

UV sterilization lamp function description

- 1. After pressing the UV light switch 15S, the UV disinfection light is turned on.
- 2. The UV sterilization lamp will automatically turn off after 10 minutes.
- 3. When the product is turned up or tilted, the UV disinfection lamp is automatically turned off; When the product is placed horizontally, the UV sterilization lamp can be used normally.

UV disinfection lamp precautions

- 1. When the UV disinfection lamp is turned on, please keep the distance of 0.5M or more with the product. Otherwise, it may cause damage to your eyes or skin.
- 2. Do not turn on the UV light on a transparent or reflective desktop.
- 3. Do not flip and move the product while the UV lamp is on.
- 4. Children are prohibited from accessing and using UV sterilization lamps.



Made in ChRL for
DMTrade Mikołaj Tomaszewski
Wiśniowa 36, 64-000 Kościan, Poland

www.ergoline.spacetronek.eu

NIP: PL6981681757
email: sklep@dmtrade.pl
phone #1: +48 661 082 052
phone #2: +48 726 082 052